

The logo consists of a dark red square containing the text 'AVI' in a large, bold, white sans-serif font, with 'Chemicals' in a smaller, white sans-serif font directly below it.

AVI
Chemicals

Manufacturer & Exporter of
COLACID DYES & COLRECT DYES

COLACID DYES

DYESTUFFS ON LEATHER, WOOL, NYLON & SILK

COLACID DYES

This shade card illustrates the following range of acid dyes suitable for dyeing **wool, silk, leather, acrylic, paper, and ink.**

Types of Dyes:

- Acid Levelling Dyes
- Acid Milling Dyes
- 1:1 Metal Complex Dyes
- 1:2 Metal Complex Dyes
- Chrome Dyes

Preparation of goods:

Wool should be well sourced using a suitable souring agent (anionic in nature), such as **Lissapol DS** paste, prior to dyeing to remove impurities and thereby ensure level dyeing.

Dissolving of Dyestuffs

It is important to first paste the dyestuff with **diethylene glycol (half the proportion of dye)** and cold water. Hot water should then be added gradually and, if necessary, brought to boiling. The dissolved dyestuff should be **properly sieved into the dye bath.**

Acid milling dyes possess:

- Good aqueous solubility
- High tinctorial value
- Good compatibility for a wide range of combination shades

Metal complex dyes and chrome dyes exhibit:

- Excellent all-round fastness properties
- Good compatibility with other dyes
- Identical tinctorial values and absorption rates
- Excellent bath exhaustion at neutral or slightly acidic pH

General Dying Procedure

Enter the material (without dye) at **50°C** and run for **5 minutes**. Add the dissolved dye and raise the temperature gradually to the boil over **30 minutes**.

Continue dyeing at the boil for **45-60 minutes**, then rinse.

METHOD - I

(Recommended for Acid Milling & TPM Dyes)

Recipe:

- X% Dye
- 5% Glauber's Salt (calcined)
- 1-3% Acetic Acid (30%)
or Ammonium Sulphate or Ammonium Acetate

Procedure:

- Enter the material (without dye) at **50°C** and run for **5 minutes**.
- Add the well-dissolved dyestuff and dye for **15 minutes**.
- Raise the temperature gradually to the boil over **30 minutes** and continue dyeing at the boil for **45-60 minutes**.

For heavy shades, if exhaustion is incomplete, add the required exhausting agent 2-4% Acetic acid (30%) Or Formic acid Or 1-2% Sulphuric acid (168°Tw) And dye for a further 15-30 minutes at the boil. Rinse thoroughly.

METHOD - II

(Recommended for Acid Navy Blue 2RNS)

Recipe:

- X% Dye
- 5% Glauber's Salt (calcined)
- 1-3% Acetic Acid (30%) or Ammonium Sulphate
- 0.2-0.5% Sodium or Potassium Dichromate

Procedure:

- Enter the yarn (without dye) at **40°C** and run for **5 minutes**.
- Add the dissolved dye and raise the temperature gradually to the boil over **45 minutes**.
- Continue dyeing at the boil for **60 minutes**, then rinse.

METHOD - III

(Recommended for Dinatex 1:1 Metal Complex Dyes)

Recipe:

- X% Dyestuff
- 5-10% Glauber's Salt (calcined)

Procedure:

- Enter the material and run for **10-15 minutes**.
- Add **4% Sulphuric Acid (168° Tw)** and raise the temperature gradually to the boil.
- For medium or deep shades, add a further **2-4% Sulphuric Acid (168° Tw)** and continue dyeing at the boil. **The total boiling time should be at least 90 minutes.**
- Rinse well to remove all acid and **neutralise residual acidity** with **2 cc/litre Ammonia (25%)**.

Special Case: 1:1 Metal Complex Black WA**Modified Method:**

- X% Dyestuff
- 2% Sulphuric Acid (168° Tw)
- Enter the material at 70°C and raise the temperature to the boil.
After boiling for a short period, add a further **3% Sulphuric Acid (168° Tw)** and continue dyeing.
Total boiling time: **minimum 90 minutes**.

- Addition of **3% Sodium or Potassium Dichromate, 30 minutes before completion**, enhances depth of shade and produces a fuller black.
- Finally, rinse well and neutralise residual acid with **dilute ammonia**, as recommended for other 1:1 metal complex dyes.

METHOD - IV

(Recommended for Chrome Dyes)

Recipe:

- X% Dyestuff
- 4% Chromate Mordant
(Prepared by mixing one part Sodium or Potassium Chromate with two parts Ammonium Sulphate)

Procedure:

- Enter the material at **50°C** and raise the temperature to the boil within **45 minutes**.
Continue dyeing at the boil for **60-90 minutes**.
- For medium to heavy shades, add exhausting agents as required to achieve full exhaustion.

0.5-1% Acetic Acid (30%)

OR

0.25%-0.5% Formic acid

METHOD - V

(Recommended for Dinalan 1:2 Metal Complex Dyes)

The dyeing method is similar to **Method I**, employing:

2-3% Ammonium sulphate or Ammonium Acetate.

No additional acetic acid is normally required.

COLRECT DYES

These dyes are mainly used for all types of cellulosic goods and blends of cellulosic with synthetic fibres such as polyester.

They offer **moderate to good light, wash, and wet fastness**, which can be further improved by appropriate after-treatments using dye-fixing agents.

Recommended End Uses:

- Women's fashion wear
- Sportswear & casual wear
- Interlinings
- Furnishings
- Upholstery fabrics
- Hosiery goods

Features:

- Easy application on substrate
- High exhaustion
- High yield
- Low salt load in effluent
- Economical and reproducible
- Short dyeing cycle - increased productivity
- Easily stripped
- Fast batch rectification

Pre-Treatment & De-Sizing

This is the most critical step prior to dyeing.

For satisfactory dyeing results, **water-insoluble sizes must be removed**. The use of **L.C.** is recommended.

Goods should exhibit:

- Uniform appearance
- Even penetration
- Good fastness properties

Boiling-out should follow using alkali to remove seed husks, grease, and wax. This improves substrate wettability.

Bleaching:

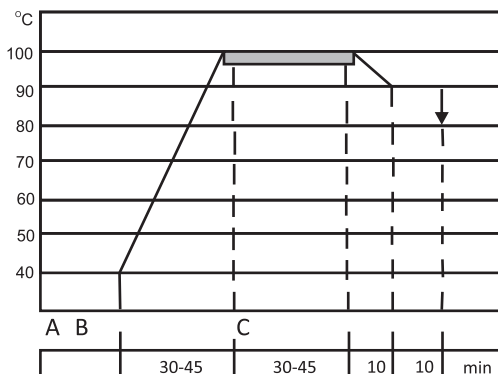
Bleaching is essential to achieve full brilliance in pastel and bright shades.

It also improves absorbency of the substrate.

Dyeing Methods - Standard Method

Applicable for dyeing **all cellulosic goods and cellulosic blends** under atmospheric conditions. Electrolyte is added in **two installments**.

Recipe :



A	X%	Light Fast Direct Dye
B	1-8 g/l	Glauber's Salt Anhydrous
C	4-32 g/l	Glauber's Salt Anhydrous + 2-4 g/l Soda Ash

Followed by **two cold washes**.

After Treatment:

Treat with **1-3% Non Formaldehyde Dye Fixer (NFDF)** at pH **5.0-5.5** at **50°C** for **20-30 minutes**.

IMPORTANT NOTES

- High dye yield and best reproducibility are achieved through **controlled cooling and holding at 80°C**.
- **Shading:**
Cool to **70°C**, add shading dye, raise temperature to **95°C** within **15 minutes**, and treat as usual..

Fastness Ratings

All fastness ratings refer to dyeing of **standard depth**.

- **5** denotes the best and **1** the lowest degree of fastness
- For light fastness, **8** denotes the best

Test Methods:

- Light: Daylight exposure
- Washing: ISO1 (ISO 105 / CO1)
- Perspiration: ISO 105 / E04
- Dischargeability : -

Discharge Paste (Typical)

Component	Neutral	Alkaline
Sodium Hydrosulphite	100-200	200-100
Water	—	—
Potassium Carbonate	—	100
Glycerin	50	50
Thickener	550	500
Total	1000	1000

(The information contained in this SHADE CARD has been provided in good faith and to the best of our knowledge but WITHOUT WARRANTY. Consumers are requested to test the products as to their suitability for any application, use or processing.)

COLACID DYES

Nylon 2%

Leather 2%

Product Name &
C.I. No.

YELLOW MR
Acid Yellow 42

YELLOW 3GL
Acid Yellow 49

YELLOW 2GLN
Acid Yellow 59

YELLOW GR
Acid Yellow 99

MILLING YELLOW 5GN
Acid Yellow 110

YELLOW M3RL
Acid Yellow 194

YELLOW A4R
Acid Yellow 199

YELLOW M5RL
Acid Yellow 204

ORANGE G
Acid Orange 74

ORANGE AGT
Acid Orange 116

ORANGE RL
Acid Yellow 142

ROSE G
Acid Red 1

FAST RED A
Acid Red 88

COLACID DYES

Nylon 2%	Leather 2%	Product Name & C.I. No.
		MILLING RED G Acid Red 97
		BRILLIANT RED 3BN Acid Red 131
		BRILLIANT RED 2BN Acid Red 249
		SCARLET ML Acid Red 357
		VIOLET 4BS Acid Violet 17
		BRILLIANT RED 10B Acid Violet 54
		BORDEAUX MB Acid Violet 90
		BLUE ANX Acid Blue 25
		NAVY BLUE S5R Acid Blue 113
		BLUE MTR Acid Blue 193
		BROWN RD Acid Brown 14
		BROWN MF Acid Brown 97
		BROWN NGB Acid Red 161

COLACID DYES

Nylon 2%

Leather 2%

Product Name &
C.I. No.

BROWN SR
Acid Brown 348

BROWN SG
Acid Brown 349

BROWN
Acid Brown 354

BROWN MBR
Acid Brown 355

ACID BROWN RL
Acid Brown 365

BROWN RL
Acid Brown 425

BROWN R
Acid Brown 432

COLRECT DYES

CHRYSOPHENINE-G
Direct Yellow 12



























BRILLIANT YELLOW
Direct Yellow 4

PAPER YELLOW T
Direct Yellow 11

YELLOW 5GLL
Direct Yellow 44

YELLOW 2RLX
Direct Yellow 86

COLRECT DYES

Cotton 2%	Paper 2%	Product Name & C.I. No.
		SUN YELLOW RCH Direct Yellow 99
		ORANGE SE Direct Orange 26
		ORANGE TGLL Direct Orange 34
		ORANGE GLL Direct Orange 39
		ORANGE WS Direct Orange 102
		VISCOSE ORANGE BRO Direct Orange 108
		SCARLET 4BS Direct Red 23
		RED 12B Direct Red 31
		RED 5BL Direct Red 81
		SCARLET BNL Direct Red 89
		SCARLET 6BS Direct Red 239
		FAST HELIO B Direct Violet 51
		VIOLET 4BLL Direct Violet 66



COLRECT DYES

Cotton 2%

Paper 2%

Product Name &
C.I. No.

LIGHT FAST BLUE GL
Direct Blue 71

BLUE BRL
Direct Blue 201

TURQUOISE BLUE GL
Direct Blue 86

TURQUOISE BLUE FBL
Direct Blue 199

BRILL. BLUE GL
Direct Blue 293

Direct Blue 85

BLUE GRL
Direct Blue 200

GREEN 2BN
Direct Green 96

BROWN AGL
Direct Brown 115

BROWN
Direct Brown 116

GREY 4GL
Direct Black 62

GREY CGL
Direct Black 112

BLACK BF
Direct Black 155



We are exporting Acid, Direct & Reactive Dyes to Indonesia, Malaysia, Singapore, Thailand, Mexico, Peru, Brazil, Argentina, South Africa, Netherlands, Spain, Phillipines, Italy, Egypt, Russia, Morocco & many more...

Contact Us:



📍 C-1/341, Phase II, G.I.D.C., Vatva, Ahmedabad - 382 445 (Gujarat) INDIA.

☎ +91 - 88660 13200 , +91 - 88660 16200

✉ info@avichemicals.com , dhruv@avichemicals.com ,
avichemicals24@gmail.com

🌐 www.avichemicals.com